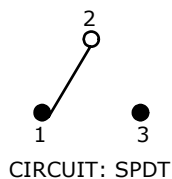


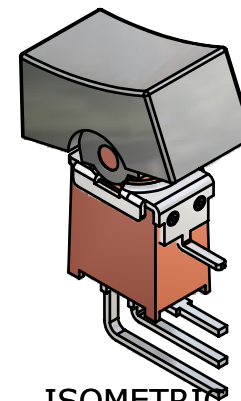
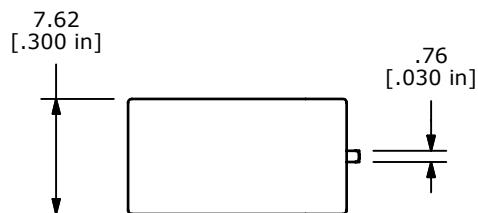
P.C. MOUNTING

| SWITCH FUNCTION | | |
|-----------------|--------|--------|
| POS. 1 | POS. 2 | POS. 3 |
| | | |
| ON | NONE | ON |
| 2-3 | OPEN | 2-1 |

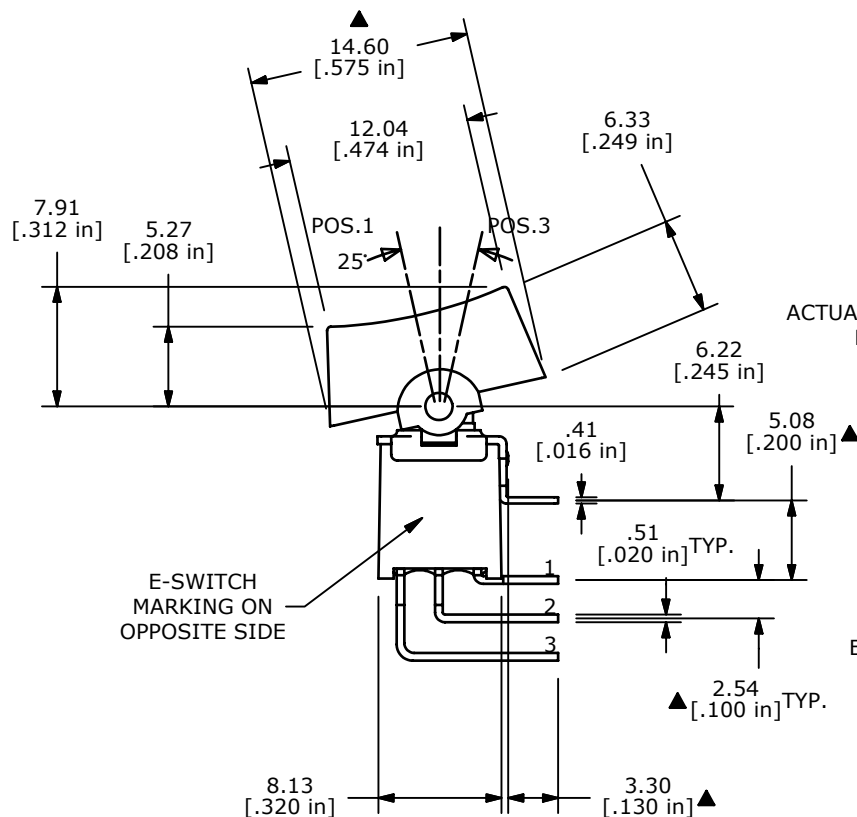


NOTE:

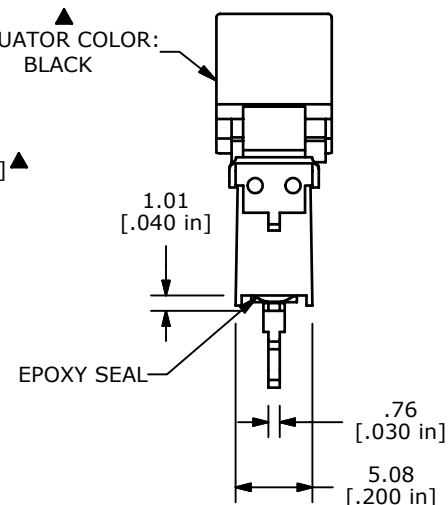
1. ALL DIMENSIONS IN MM [INCH]
2. GENERAL TOLERANCE: X.X=±0.4
X.XX=±0.25
3. TERMINAL NUMBERS FOR REF ONLY
4. FIXED TERM. & MOVING CONTACT:
10 MICRO INCH GOLD PLATE OVER
400 MICRO INCH SILVER PLATING
- ▲5. RATING: 3A @ 120VAC or 28VDC
1A @ 250VAC
6. ELECTRIC LIFE: 30,000 MAKE-AND-BREAK CYCLES
AT FULL LOAD.
7. INSULATION RESISTANCE: 1,000 MEGA-OHM MIN.
8. DIELECTRIC STRENGTH: 1,000 V RMS @SEA LEVEL.
9. OPERATING TEMP.: -30°C to 85°C
10. ▲ DENOTES CRITICAL PARAMETER.
11. 2002/95/EC (ROHS) COMPLIANT



ISOMETRIC



ACTUATOR COLOR:
BLACK



EPOXY SEAL

E-SWITCH
MARKING ON
OPPOSITE SIDE



TITLE 400AWMSP1R1BLKM79CE

| | | | | |
|-----|--------|-------------------------|---------|----|
| A | 17555 | RELEASED FOR PRODUCTION | 8/14/07 | BF |
| REV | PCR NO | DESCRIPTION | DATE | BY |

| | | | | |
|-------|-----------|----|---------|-----|
| SCALE | DATE | DR | DWG | REV |
| 2:1 | 8/14/2007 | BF | T402001 | A |

THE INFORMATION CONTAINED IN THIS DOCUMENT IS PROPRIETARY
TO E-SWITCH AND IS NOT TO BE COPIED OR TRANSFERRED